

Education Scorecard 2017-20

Scorecard owned by: Anne Paterson

FQ4 17/18

[Click here for Full Outcomes](#)

School Support Team Scorecard

Opportunities For All Team Scorecard

Quality Improvement Team Scorecard

Psychological Services Team Scorecard

Early Years Team Scorecard

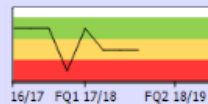
Adult Learning and Community Development

[Click here for Community Services Scorecard](#)

BO16 We wholly embrace our Corporate Parenting responsibilities [ED]

Aligns to ABOIP Outcome No. 4

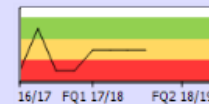
Success Measure **A** →



BO21 Our young people participate in post-16 learning, training or work [ED]

Aligns to ABOIP Outcome No. 3

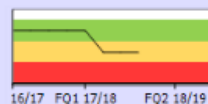
Success Measure **A** →



BO17 The support needs of children and their families are met [ED]

Aligns to ABOIP Outcome No. 4

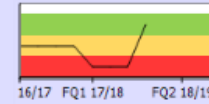
Success Measure **A** →



BO30 We engage with our customers, staff and partners [ED]

Aligns to Council Outcome MIH

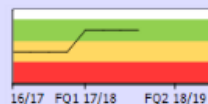
Success Measure **G** ↑



BO18 Improved lifestyle choices are enabled [ED]

Aligns to ABOIP Outcome No. 4

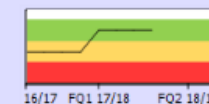
Success Measure **G** →



BO31 We have a culture of continuous improvement [ED]

Aligns to Council Outcome MIH

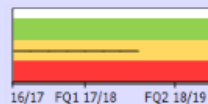
Success Measure **G** →



BO19 All children and young people are supported to realise their potential [ED]

Aligns to ABOIP Outcome No. 3

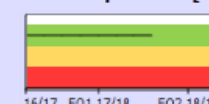
Success Measure **A** →



BO32 Our workforce is supported to realise its potential [ED]

Aligns to Council Outcome MIH

Success Measure **G** →



Management Information

RESOURCES

People	Benchmark	Target	Actual	Status	Trend
Sickness absence [LGE]		2.1 Days	2.7 Days	R	↓
Sickness absence [teachers]		1.5 Days	1.9 Days	R	↑
PRD's ED		90 %	24 %	R	↓

Financial

Budget	Forecast	Status	Trend
Finance Revenue totals ED			
Capital forecasts - current year ED			
Capital forecasts - total project ED			

IMPROVEMENT

	Total No	Off track	On track	Complete	Status	Trend
ED Service Improvements 2017-20	7	3	1	3		
Education Audit Recommendations	0	3	0	0	R	→

Health & Safety	Overdue	Rescheduled	Actions in Plan	Complete
Service H&S Plan Actions	0	5	10	8
H&S Investigation Actions	0	0	0	0

Customer Service ED	Customer satisfaction	Status	Trend
Customer Charter	Stage 1 Complaints	R	
Number of consultations	0	Stage 2 Complaints	R

BO16 We wholly embrace our Corporate Parenting responsibilities [ED]

Aligns to ABCIP Outcome No. 4

Success Measure **A** ➔

BO16 We wholly embrace our Corporate Parenting responsibilities - Net **£** Budget £ 8,506,599 **R** Forecast £ 8,705,505 **↓**

ED16_01-Provide a Looked After Children - Annual Performance Report to the Corporate Parenting Board Actual On track **G** Target On track **↓**

ED16_02-Increase the number of looked after young people participating on the 2017 Summer Internship Programme Actual 5 **R** Target 10 **↓** Benchmark 7 **➔**

ED16_03-Increase positive destinations for looked after children Actual 86.0 % **G** Target 84.0 % **↑** Benchmark **↑**

BO18 Improved lifestyle choices are enabled [ED]

Aligns to ABCIP Outcome No. 4

Success Measure **G** ➔

BO18 Improved lifestyle choices are enabled - Net **£** Budget Forecast

ED18_01-Increase the number of staff that are trained and delivering the PATHS programme Actual 80.00 % **G** Target 75.00 % **↑** Benchmark **↑**

ED18_02-To effectively identify and respond to mental health issues deliver bespoke intervention training to all secondary establishments. Actual 50.00 % **G** Target 50.00 % **↑** Benchmark **↑**

ED18_03-Delivery of internet safety sessions to S1s. Actual 10 **G** Target 10 **↑** Benchmark **↑**

BO17 The support needs of children and their families are met [ED]

Aligns to ABCIP Outcome No. 4

Success Measure **A** ➔

BO17 The support needs of children and their families are met - Net **£** Budget £ 6,291,157 **G** Forecast £ 6,291,157 **➔**

ED17_01-Meet statutory timescales when opening co-ordinated support plans Actual 100 % **G** Target 100 % **➔** Benchmark 100 % **➔**

ED17_02-Appropriate Flexible Learning Plans are in place for all young people following a flexible timetable across establishments Actual Complete **G** Target Complete **➔** Benchmark Complete **➔**

ED17_03-Develop a Parental Involvement Strategy to improve engagement and support with families and parents Actual On track to revised plan **G** Target On track **➔**

ED17_04-Deliver 1140 hours of early years child care by 2020 Actual Green **G** Target On track **➔**

ED17_05-Train school staff on the SEEMIS Wellbeing Application. Actual 218 **G** Target 200 **↑** Benchmark **↑**

BO30 We engage with our customers, staff and partners [ED]

Aligns to Council Outcome MIH

Success Measure **G** **↑**

BO30 We engage with our customers, staff and partners - Net **£** Budget £ 20,860 **G** Forecast £ 20,860 **➔**

ED30_01-All secondary establishments have a minimum of 3 DYW partnership agreements Actual 80.00 % **G** Target 80.00 % **↑** Benchmark **↑**

BO21 Our young people participate in post-16 learning, training or work [ED]

Aligns to ABCIP Outcome No. 3

Success Measure **A** ➔

BO21 Our young people participate in post-16 learning, training or work - Net **£** Budget £ 696,584 **G** Forecast £ 696,584 **➔**

ED21_01-Increase the number of young people on Activity Agreements progressing into positive destinations Actual 55 % **R** Target 60 % **↑** Benchmark 69 % **↑**

ED21_02-Reduce the number of young people recorded as unconfirmed on Participation Measure Actual 4.20 % **G** Target 4.50 % **➔** Benchmark **➔**

BO31 We have a culture of continuous improvement [ED]

Aligns to Council Outcome MIH

Success Measure **G** ➔

BO31 We have a culture of continuous improvement - Net **£** Budget £ 4,620,120 **G** Forecast £ 4,620,120 **➔**

ED31_01-Revise and implement a comprehensive programme of educational establishment reviews Actual 1 **G** Target 1 **➔** Benchmark **➔**

ED31_02-Undertake a programme of Quality Improvement visits to each establishment **Academic Year** Actual Target Benchmark

Education Scorecard 2017-20

Scorecard owned by: Anne Paterson

FQ4 17/18

[Click here for Full Scorecard](#)

[Click here for Business Outcome 19](#)

BO32 Our workforce is supported to realise its potential [ED]

Aligns to Council Outcome MIH

Success Measure **G** ➔

BO32 Our workforce is supported to realise its potential - Net **£** Budget £ 17,364 **G** Forecast £ 17,364 **➔**

ED32_01-Support probationer teachers working within Argyll & Bute Actual Complete **G** Target On track **➔**

ED32_02-All PRDs are undertaken for education staff **Annual Measure** Actual On track **G** Target On track **➔**

ED32_03-Produce a prospectus that details all leadership courses and modules offered by A&B Council and Partners Actual Target On track

ED32_04-Audit & analyse CPD needs of all primary & secondary teaching staff in relation to the NIF Actual Complete **G** Target On track **➔**

ED32_05-Increase no of staff accessing Teacher Leadership (100%), Middle Leadership (50%), and maintain no. participating in Into Headship prog. **Annual Measure** Actual On track **G** Target On track **➔**

ED32_06-Improve the quality of leadership at all levels through....CPD leadership development Actual 7 **G** Target 6 **↑** Benchmark **↑**